
เอกสารการเฝ้าระวังภาวะการณ้ได้ยั้งการวิเคราะห์ผลการทดสอบสมรรถภาพการได้ยั้ง





บริษัท พีทีที โกลบอล เคมิคอล จำกัด (มหาชน)


Occupational Health Management

P-(Q-EH-OH)-009


**การเฝ้าระวังภาวะสูญเสียการได้ยิน การวิเคราะห์ผลการทดสอบสมรรถภาพการได้ยิน
และแปลผลสมรรถภาพการได้ยิน**







The first of these is the fact that the system is not a simple one. It is a complex system, and the behavior of the system is not predictable. The second is that the system is not a simple one. It is a complex system, and the behavior of the system is not predictable. The third is that the system is not a simple one. It is a complex system, and the behavior of the system is not predictable. The fourth is that the system is not a simple one. It is a complex system, and the behavior of the system is not predictable. The fifth is that the system is not a simple one. It is a complex system, and the behavior of the system is not predictable. The sixth is that the system is not a simple one. It is a complex system, and the behavior of the system is not predictable. The seventh is that the system is not a simple one. It is a complex system, and the behavior of the system is not predictable. The eighth is that the system is not a simple one. It is a complex system, and the behavior of the system is not predictable. The ninth is that the system is not a simple one. It is a complex system, and the behavior of the system is not predictable. The tenth is that the system is not a simple one. It is a complex system, and the behavior of the system is not predictable.



[The following text is a dense, continuous block of illegible characters, likely representing a corrupted scan of a document page. It contains no discernible words or structure.]

the 1990s, the incidence of *S. flexneri* has increased in the United Kingdom [10]. In the United States, *S. flexneri* has been reported as the most common serotype in children with acute bacterial dysentery [11].

There is a paucity of data on the epidemiology of *S. flexneri* in the United Kingdom. In the 1980s, *S. flexneri* was the most commonly isolated serotype from patients with acute bacterial dysentery in the United Kingdom [12]. In the 1990s, *S. flexneri* was the most commonly isolated serotype from patients with acute bacterial dysentery in the United Kingdom [13]. In the 1990s, *S. flexneri* was the most commonly isolated serotype from patients with acute bacterial dysentery in the United Kingdom [13].

In the 1990s, *S. flexneri* was the most commonly isolated serotype from patients with acute bacterial dysentery in the United Kingdom [13]. In the 1990s, *S. flexneri* was the most commonly isolated serotype from patients with acute bacterial dysentery in the United Kingdom [13]. In the 1990s, *S. flexneri* was the most commonly isolated serotype from patients with acute bacterial dysentery in the United Kingdom [13].

In the 1990s, *S. flexneri* was the most commonly isolated serotype from patients with acute bacterial dysentery in the United Kingdom [13]. In the 1990s, *S. flexneri* was the most commonly isolated serotype from patients with acute bacterial dysentery in the United Kingdom [13]. In the 1990s, *S. flexneri* was the most commonly isolated serotype from patients with acute bacterial dysentery in the United Kingdom [13].

In the 1990s, *S. flexneri* was the most commonly isolated serotype from patients with acute bacterial dysentery in the United Kingdom [13]. In the 1990s, *S. flexneri* was the most commonly isolated serotype from patients with acute bacterial dysentery in the United Kingdom [13]. In the 1990s, *S. flexneri* was the most commonly isolated serotype from patients with acute bacterial dysentery in the United Kingdom [13].

In the 1990s, *S. flexneri* was the most commonly isolated serotype from patients with acute bacterial dysentery in the United Kingdom [13]. In the 1990s, *S. flexneri* was the most commonly isolated serotype from patients with acute bacterial dysentery in the United Kingdom [13]. In the 1990s, *S. flexneri* was the most commonly isolated serotype from patients with acute bacterial dysentery in the United Kingdom [13].

In the 1990s, *S. flexneri* was the most commonly isolated serotype from patients with acute bacterial dysentery in the United Kingdom [13]. In the 1990s, *S. flexneri* was the most commonly isolated serotype from patients with acute bacterial dysentery in the United Kingdom [13]. In the 1990s, *S. flexneri* was the most commonly isolated serotype from patients with acute bacterial dysentery in the United Kingdom [13].